



Generators

REF. **PC5212-3St.00**


MODEL | **GSW 155-170-210Perkins.**

- **Liquid cooling Diesel engine.**
- **Control panel protected by lockable door**
- **Internal residential muffler.**
- **Detachable central lifting point.**
- **Complete with engine and battery liquids.**
- **Oil draining facilities.**
- **Baseframe capable to be moved with hand pallet truck.**
- **Canopy made in zinced steel profiles with green power coated layer.**
- **Fully bunded / Completly sealed baseframe as option.**
- **Rental kit as option (POWER ON RENT).**





MODEL		GSW155P	GSW170P	GSW210P	
CODE		SU141TPA	SU161TPA	SU191TPA	
Three phase	PRIME POWER PRP	kVA (kW)	136,3 (109,0)	148,4 (118,7)	184,1 (147,3)
	EMERGENCY POWER LTP	kVA (kW)	150,0 (120,0)	165,0 (132,0)	204,0 (163,2)
	Voltage	Volt	400	400	400
	Frequency (phases)	Hz	50	50	50
	Power factor	Cos φ	0,8	0,8	0,8
	Fuel capacity	Litres	340	340	340
	Autonomy (75/100% load PRP)	h	15,5 / 11,5	14,8 / 10,7	11,7 / 8,7
	Acoustic power	LWA	97	97	97
	Acoustic pressure at 7m	dB(A)	72	72	72
	Dimensions (LxWxH)	mm	3.400x1.250x1768	3.400x1.250x1768	3.400x1.250x1768
Weight	kg	2.170	2.208	2.304	
DIESEL ENGINE	Perkins	1106C-E66TAG2	1106C-E66TAG3	1106C-E66TAG4	
Cooling system	Type	Water	Water	Water	
Speed	rpm	1.500	1.500	1.500	
Displacement	c.c.	6.600	6.600	6.600	
Cylinders and disposition	n° disp.	6 L	6 L	6 L	
Aspiration	Type	Turbo CAC	Turbo CAC	Turbo CAC	
Engine power PRP / LTP	kWm	119,0 / 133,0	129,0 / 143,5	158,4 / 175,5	
Fuel consumption (75/100% load)	l/h	22,2 / 29,6	23,9 / 31,9	29,4 / 39,2	
Specific consumption PRP	g/kWh	209	208	208	
Engine governor	Type	Electronic	Electronic	Electronic	
Electrical system (DC)	Volt	12	12	12	
ALTERNATOR	Stamford	UCI 274 E	UCI 274 F	UCI 274 H	
Insulation	Class	H	H	H	
Mechanical degree protection	Type	IP23	IP23	IP23	
Voltage regulation	Type (%)	Electronic (±1,5%)			

TECHNICAL CHARACTERISTICS LISTED ARE NOT INCLUSIVE OF ANY PRODUCT CUSTOMIZATIONS AND THE PRODUCER RESERVES THE RIGHT TO MODIFY THEM FOR INNOVATIONS WITHOUT PRIOR NOTICE


MANUAL CONTROL PANEL (MCP)		GSW155P	GSW170P	GSW210P
MANUAL CONTROL PANEL (MCP)				
	Instrumentation (analogue)	<ul style="list-style-type: none"> • Generating set voltage (1 phase). • Generating set current (1 phase). • Hours-counter. 		
	Commands and others	<ul style="list-style-type: none"> • Start/stop selector switch with key (Glow plugs preheating function also included). • Emergency stop button installed on canopy side. 		
	Protections with alarm	<ul style="list-style-type: none"> • Engine protections: Battery charger failure, low fuel level, low oil pressure, high engine temperature. • Earth Fault. 		
	Protections with shutdown	<ul style="list-style-type: none"> • Engine protections: Battery charger failure, low fuel level, low oil pressure, high engine temperature. • Circuit breaker protection: III poles. 		
	Ouput	<ul style="list-style-type: none"> • Power cables connected to Circuit Breaker 		

TECHNICAL CHARACTERISTICS LISTED ARE NOT INCLUSIVE OF ANY PRODUCT CUSTOMIZATIONS AND THE PRODUCER RESERVES THE RIGHT TO MODIFY THEM FOR INNOVATIONS WITHOUT PRIOR NOTICE

AUTOMATIC CONTROL PANEL (ACP)		GSW155P	GSW170P	GSW210P
 <p>Automatic control panel mounted on the genset, complete with digital control unit AC03 for monitoring, control and protection of the generating set, protected through door with lockable handle.</p>	Digital instrumentation through AC-03 control unit.	<ul style="list-style-type: none"> Generating set voltage (1 phase). Mains voltage. Generating set frequency. Generating set current (1 phase). Battery voltage. Power (kVA - kW - kVAr). Power factor Cos φ. Hours-counter. Engine speed r.p.m. Fuel level (%). Engine temperature (depending on model) 		
	Commands and others	<ul style="list-style-type: none"> Four operation modes: OFF - Manual starting - Automatic starting - Automatic test. Pushbutton for forcing Mains contactor or Genset contactor. Push-buttons: start/stop, fault reset, up/down/page/enter selection. Remote starting availability. DC system disconnection switch. Acoustic alarm. Automatic battery charger. RS232 Comuncation port. Setable PASSWORD for protection level. Emergency stop button installed on canopy side. 		
	Protections with alarm	<ul style="list-style-type: none"> Engine protections: low fuel level, low oil pressure, high engine temperature. Genset protections: under/over voltage, overload, under/over frequency, starting failure, under/over battery voltage 		
	Protections with shutdown	<ul style="list-style-type: none"> Engine protections: low fuel level, low oil pressure, high engine temperature, Genset protection: under/over voltage, overload, under/over battery voltage, battery charger failure. Circuit breaker protection:III poles. Earth Fault included in the control unit. 		
	Ouput	<ul style="list-style-type: none"> Plinth row for connection from ACP to LTS panel. Power cables connected to Circuit Breaker 		

AUTOMATIC CONTROL PANEL (AMF)		GSW155P	GSW170P	GSW210P
 <p>Automatic control panel for automatic starting by Mains failure. Delivered loose from the genset, and complete with digital control unit AC03 for monitoring, control and protection of the generating set.</p>	Digital instrumentation through AC03 control unit.	<ul style="list-style-type: none"> Generating set voltage (1 phase). Mains voltage. Generating set frequency. Generating set current (1 phase). Battery voltage. Power (kVA - kW - kVAr). Power factor Cos φ. Hours-counter. Engine speed r.p.m. Fuel level (%). Engine temperature (depending on model) 		
	Commands and others	<ul style="list-style-type: none"> Four operation modes: OFF - Manual starting - Automatic starting - Automatic test. Pushbutton for forcing Mains contactor or Genset contactor. Push-buttons: start/stop, fault reset, up/down/page/enter selection. Emergency stop button. Remote starting inhibition availability. Acoustic alarm. Automatic battery charger. RS232 Comuncation port. Setable PASSWORD for protection level. 		
		Three phase		
		IV poles -325 A.	IV poles -325 A.	IV poles -325 A.
	Protections with alarm	<ul style="list-style-type: none"> Engine protections: low fuel level, low oil pressure, high engine temperature. Genset protections: under/over voltage, overload, under/over frequency, starting failure, under/over battery voltage. 		
	Protections with shutdown	<ul style="list-style-type: none"> Engine protections: low fuel level, low oil pressure, high engine temperature, Genset protection: under/over voltage, overload, under/over battery voltage. 		
Output	<ul style="list-style-type: none"> Plinth row for connection from pre-wired panel (mounted on the genset) to AMF panel. Power cables connected to terminals board (internal). 			




GENSET SUPPLEMENTS (ONLY AVAILABLE WHEN ORDERED)

GENSET SUPPLEMENTS	<input checked="" type="checkbox"/> APM: PMG FOR STAMFORD ALTERNATOR + MX321 AVR.	
	<input checked="" type="checkbox"/> AFP: AUTOMATIC FUEL TRANSFER PUMP.	
	<input checked="" type="checkbox"/> DCC: DIFFERENT CANOPY COLOUR.	
	<input checked="" type="checkbox"/> EEG: ENGINE ELECTRONIC GOVERNOR.	
	<input checked="" type="checkbox"/> KRT: RENTAL KIT.. Complete of:	
	Battery switch.	
	Fuel filter water separator.	
	Three way valve.	
	Earth rod.	
	Manual set folder	
External terminal board		
<input checked="" type="checkbox"/> SKB: SOCKETS KIT B WITH 5 SOCKETS. with individual CB and Earth Fault protection	1 x 400V/63A 3P+N+T CE. 1 x 400V/32A 3P+N+T CE. 1 x 400V/16A 3P+N+T CE. 1 x 230V/16A 2P+T CE. 1 x 230V/16A Schuko.	
<input checked="" type="checkbox"/> PHS: COOLANT PREHEATING SYSTEM.		
<input checked="" type="checkbox"/> KPR: KIT PREMIUM (Completly sealed baseframe + Waterproof canopy + alarm per liquid level in baseframe +Manual oil drain pump)		







CONTROL PANEL SUPPLEMENTS (ONLY AVAILABLE WHEN ORDERED)

TECHNICAL CHARACTERISTICS LISTED ARE NOT INCLUSIVE OF ANY PRODUCT CUSTOMIZATIONS AND THE PRODUCER RESERVES THE RIGHT TO MODIFY THEM FOR INNOVATIONS WITHOUT PRIOR NOTICE

CONTROL PANEL SUPPLEMENTS	MPF: MANUAL ANALOGUE CONTROL PANEL FULL OPTION.		
		Instrumentation (analogue)	<ul style="list-style-type: none"> Voltmeter with selector switch (1 phase). Frequency meter. Ammeter with selector switch (1 phase). Hours-counter. Fuel level indicator. Oil pressure indicator. Engine temperature indicator.
		Commands and others	<ul style="list-style-type: none"> Start/stop selector switch with key (single key system) Emergency stop button.
		Protections with alarm	<ul style="list-style-type: none"> Engine protections: low fuel level, low oil pressure, high engine temperature, battery charger failure. Earth Fault.
		Protections with shutdown	<ul style="list-style-type: none"> Engine protection unit: low fuel level, low pressure oil, high engine temperature, battery charger failure. Circuit breaker protection: III poles.
Manual control panel mounted on the genset, with analogue instrumentation, and protected through door with lockable handle.	Output	<ul style="list-style-type: none"> Power cables connection to terminals board (internal). 	
ACCESSORIES	SKB: SOCKETS KIT B WITH 5 SOCKETS. with individual CB and Earth Fault protection		
		1 x 400V/63A 3P+N+T CE.	
		1 x 400V/32A 3P+N+T CE.	
		1 x 400V/16A 3P+N+T CE.	
		1 x 230V/16A 2P+T CE.	
	1 x 230V/16A Schuko.		
	ETB: EXTERNAL TERMINAL BOARD. Heavy duty copper bars of easy external power cables connection.		
	RSS: REMOTE START/STOP. Only for MCP		
	TIF: IV POLES CIRCUIT BREAKER INSTEAD OF III POLES.		

ACCESSORIES

ACCESSORIES	LOAD TRANSFER SWITCH PANEL.	GSW155P	GSW170P	GSW210P
			Three phase	
			IV poles -325 A.	IV poles -325 A.
	Connections	<ul style="list-style-type: none"> Plinth row for connection from ACP to LTS panel. Terminals board for power cables connection (Genset-Mains-Load). 		
	Protections	<ul style="list-style-type: none"> Contactors mechanically and electrically interlocked. Emergency stop button. 		
Load transfer switch panel built in a metal cabinet and supplied loose from the genset.	Note: Automatic control panel + LTS panel measures the Mains voltage and starts automatically the genset within few seconds in case of Mains failure. It transfers immediately the load again to the genset when the Mains voltage returns within the rated values.			
	GSB: GALVANIZED SKIDS. Heavy duty galvanized skid to be installed under the genset. Easily transportable with fork lift.			
	RCG: REMOTE CONTROL BY GSM KIT (kit for genset management and control by remote PC; communication available by means of RS232 directly to PC or through GSM modem). Others remote monitoring system under request. These kits are only available on the automatic versions.			
	STR: SITE TRAILER. Single axle.			
	RTR: ROAD TRAILER (only for Spanish territories). Single axle.	